

Blue Mountains National Park



youthworks
christian outdoor
education

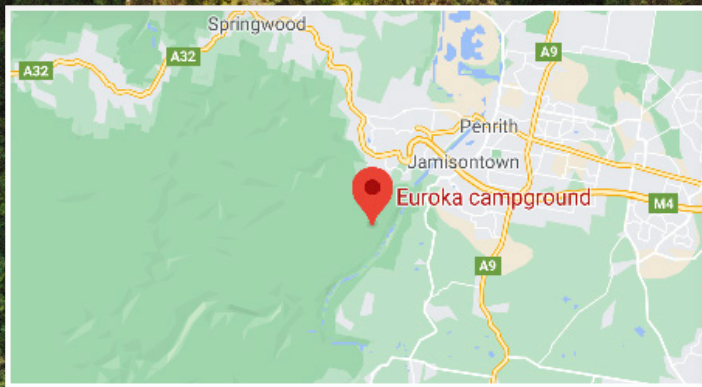
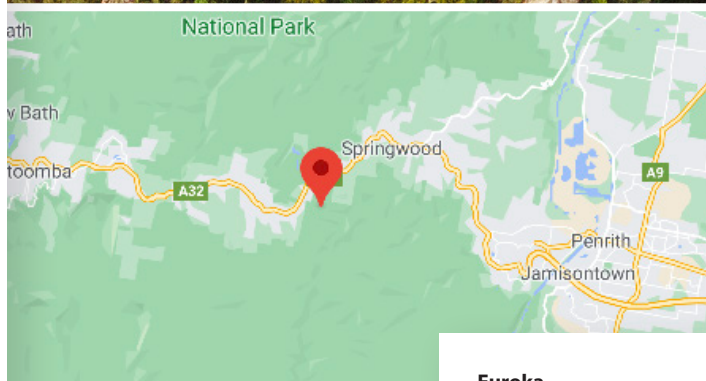
Glenbrook Creek

Difficulty: ▲▲▲▲▲
Capacity: 30
Accommodation: Tents
Toilets: None

Glenbrook Creek follows creeks and streams through Blue Mountains bushland then climbs up to well tracked ridgelines with some great lookouts before descending again into the gorge.



Bush Walking Expedition



Eureka

Difficulty: ▲▲▲▲▲
Capacity: 100+
Accommodation: Tents
Toilets: Pit

Eureka is a large campsite at the base of the Blue Mountains capable of accommodating over 100 students. Surrounded by cliffs, tracks and close to the Nepean River this location is ideal for Basecamp style programs.



Bush Walking Expedition Camp Out Biking



Canoeing Abseiling Raft Building Initiatives

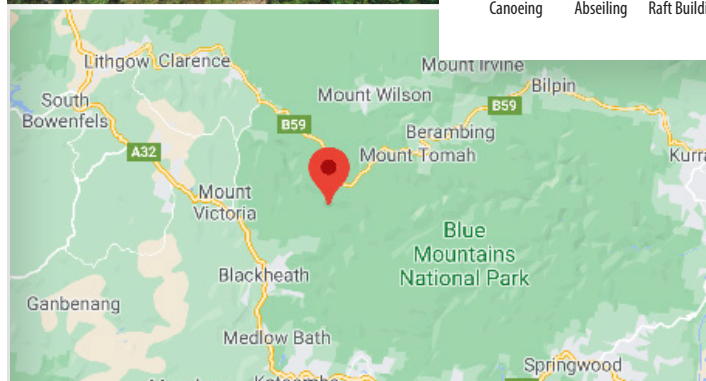
Grose Valley

Difficulty: ▲▲▲▲▲
Capacity: 30
Accommodation: Tents
Toilets: None

Steep terrain leads in and out of this amazing valley which offers great adventures.



Bush Walking Expedition Climbing



Six Foot Track

Difficulty: ▲▲▲▲▲
Capacity: 30
Accommodation: Tents
Toilets: None

The Six Foot Track is a classic and historic route through the Katoomba and Jenolan regions of the Blue Mountains National Park. This walk is challenging but rewards those who travel with its stunning features.



Bush Walking Expedition